



And sew on...

VOL. 19 NO. 3

[HTTP://QGOGP.WORDPRESS.COM](http://QGOGP.WORDPRESS.COM)

OCTOBER 2011

WHAT TO BRING TO THE MEETING

- Name tag
- Door prizes for **R, S** or **V**
- Block party block
- Show-and-Tell

JOIN US

Regular monthly meetings are held on the first Monday of each month from 7 p.m. until 9 p.m. at First Presbyterian Church of Grand Prairie, 310 S. W. 3rd St., Grand Prairie, TX.

All visitors are welcome (ages 10 and up).

RETREAT UPDATE

There is just a short time left to sign up for the Fall Retreat. Dates are October 28-30. Two spaces are still available. If you are interested in the retreat, please let me know.

MICHELLE RODRIGUEZ

BIRTHDAYS

PAT JOHNSON

OCTOBER 11

SHARA HILL-SCHEIBNER

OCTOBER 17

CATHY MULLIN

OCTOBER 27



QUILTER'S GUILD OF GRAND PRAIRIE

Founded July 5, 1993

Our Guild has been formed to preserve the heritage of quilting, to be a source of information and inspiration, to perpetuate high quality of excellence in quilting and to be a gathering place for people with a common interest.

NEXT MEETING: OCTOBER 3, 2011

PRESIDENT'S CORNER

I am writing this on the 10th of September and it has been all over the radio and TV about the 10th anniversary of the tragedy on September 11. It breaks my heart to see the families of those who perished. We certainly need to be thankful for our family and friends and a country that can recover from such a devastating event. Keep all those who lost loved ones in your heart and prayers. Till next month,

MARTY STATEN

TREASURER'S REPORT

Beginning balance	1226.75
Membership	7.50
Ending balance	1234.25



The English Street Quilter

Attractive, affordable machine quilting for your creations. See our work at <http://www.quiltifications.blogspot.com>.

(972)785-2442

DOOR PRIZES

If your last name begins with **R, S** or **V** please bring a door prize to the October meeting and give it to Jeri Bush. This is a voluntary effort, but most of us like to receive a door prize and we

hope everyone will participate. Please bring only quilting related items such as: Quilting Notions, fat quarters, triangle paper, magnetic pin holders, scissors, Pigma pens, etc.

QUILT SHOW

"LONE STAR FIESTA"

Chisholm Trail Quilt Guild
 Sept. 30 - Oct. 1, 2011
 Dell Diamond Heritage Center
 3400 W. Palm Valley Blvd.
 (Hwy 79)
 Round Rock, Texas
<http://www.ctquiltguild.org>

QUILTS: RECYCLING OUR PAST INTO OUR FUTURE

Trinity Valley Quilters' Guild
 29th Annual Quilt Show 2011
 Sept. 30 - Oct. 2, 2011
 Amon Carter Exhibit Hall
 Will Rogers Memorial Complex
 3401 W. Lancaster Avenue
 Fort Worth, Texas 76107
www.tvqg.org

"THREADS OF OUR PAST - CELEBRATING 30 YEARS"

October 1, 2011
 Midland Quilter's Guild
 Midland Center
 105 N. Main St.
 Midland, TX
midlandquiltersguild.com

"INTERNATIONAL QUILT FESTIVAL"

November 3-6, 2011
 George R. Brown
 Convention Center
 Houston, Texas
www.quilts.com

'TRI-COUNTY QUILT SHOW "PIECEFUL MOMENTS"'

Tri-Country Quilt Guild
 March 2-3, 2012
 Berry Center
 Barker Cypress RD
 Cypress, Texas
www.tricountyquiltguild.org

SHADES OF TEXAS QUILT SHOW

The Crossroads
 to Texas Quilt Guild
 March 30 - 31, 2012
 3601 South W. S. Young Drive
 Killeen, Texas
www.cttquiltguild.org

MINUTES

- The meeting was called to order at 7 pm by President Marty Staten. The minutes of the previous meeting were approved as printed in the monthly newsletter.
- Grace Norris, Treasurer, reported a beginning balance of \$1,226.75 + \$7.50 membership fee for a new balance of \$1,234.25.
- There are two birthdays in the guild this month – Lillie Martinez and Margaret Alsup.
- Nineteen members and 1 visitor, Sandy Douglas, attended tonight's meeting.
- Michelle Rodriguez reported that 11 ladies attended the workshop held August 22nd and 9 charity quilts (7 completed) were made. Grace asked the membership for permission to give 4 of these quilts to a local nursing home and all were in agreement. The other quilts will be given as need arises.
- Michelle also announced that there are 10 ladies signed up for the retreat in Weatherford to be held

- October 28, 29, 30. There are two openings if anyone else wishes to go.
- Lillie won the block of the month.
- Shirley Lewis reminded us that a nominating committee will be chosen next month as elections are in November.
- Door prizes were won by Shirley, Debi Cypert, and Elizabeth McMahon.
- Michelle, Margaret, Marty, Jeri Bush, Janis Hill, and Joan Vega shared finished project with the group.
- Shirley announced that our program in October will be a school house. She already has several 'classes' set up but could use a few more. If anyone is interested in teaching a class, please call Shirley.
- Following adjournment of the business meeting, we tied fleece blankets which will be taken to Children's Hospital in Dallas. We completed 27 quilts for this endeavor.

SUE HEARD

2011 QUILT GUILD OFFICERS & BOARD


President	Marty Staten (972-642-4640)
1st VP	Shirley Lewis (972-262-5640)
2nd VP	Michelle Rodriguez (972-623-2555)
Treasurer	Grace Norris (972-264-3307)
Secretary	Sue Heard (972-602-0449)
Historian	Open
Block Librarian	Open
Membership	Janice Overton (972-264-3472)
Newsletter	Michelle Rodriguez (972-623-2555)
Publicity	Carol Franklin (972-264-5656)
Special Projects	Open
Hospitality	Shara Hill-Scheibner (972-606-8329)
.....	Janis Hill (972-660-5138)
Stitch Groups	Grace Norris (972-264-3307)
Door Prizes	Jeri Bush (972-263-8734)
Parliamentarian	Michelle Rodriguez (972-623-2555)
Block of the Month.....	Debi Cypert (972-262-1233)

Quilt Blocks of the States - Georgia




Georgia - 12" Quilt Block

The next block in our State Quilt Block Series is **Georgia**. The previous editor Kim Noblin created a Mystery Block for Georgia, called the Atlanta Mystery Quilt. After a number of requests, I have created the original Georgia Block (from the publication *State Capitals Quilt Blocks*, from *Hearth & Home Magazine*). I hope you enjoy it.



Brown Fabric:

cut two $3\frac{1}{4}$ " squares and cut diagonally to make four triangles (B)
cut nine $2\frac{7}{8}$ " squares (D)



Blue Fabric:

cut eight $2\frac{7}{8}$ " squares (E)



Red Fabric:

cut two $3\frac{1}{4}$ " squares and cut diagonally to make four triangles (A)
cut four $2\frac{7}{8}$ " squares (C)

Sewing Instructions:


Firstly, cut out the required fabric pieces according to the template map above and lay them out on the work surface.

Step 1: Let's make the half square triangle blocks first. Take one A triangle and sew it to a B triangle. Repeat this for the other three AB units.

Step 2: Now make the top and bottom rows (They are exactly alike). Sew one E square to a D square. Sew the ED unit to a C square. Take another D&E square and sew them together. Then finally sew the DE unit to the other side of the C square. There you have your first row completed. Make another row exactly the same for the bottom row.

Step 3: The second and fourth rows are also exactly alike. To make the second row; sew a BA unit to a D square. Repeat. Sew each BAD unit to each side of an E square. Repeat for the fourth row.

Step 4: Finally, the middle row. Sew a C square to an E square. Repeat. Then sew the CE unit to a D square, and a EC unit to the other side of the D square.



Step 5: Now it's time to sew each of the rows together. (see diagram above).

Your block should measure 12-1/2" on all sides. It will measure 12" finished size when it is sewn into a quilt.

OCTOBER PROGRAM

Back by popular demand, we will have schoolhouse demos for our October 3 program. Some of our members have agreed to show us ways to ease our sewing frustrations or to show us new ideas for our quilt projects. Ruth will show us easy, perfect binding, Janis will show us tricks of applique, Marty will do a demo of the flying geese ruler and Nancy will show us how to do photo transfer. We'll have about 10 minutes at each station. See you soon!

SHIRLEY LEWIS

CHARITY QUILT UPDATE

Thanks to everyone who came to our September meeting and helped with the charity blankets for Children's Medical Center. We were able to "fringe" 27 blankets. Big thanks to Janis Hill for volunteering to take these and the donated kids quilt to Children's.

Thanks to everyone who helped with the charity quilt workshop in August. Grace reported that 7 quilts were completely finished and 2 just need backs. We are donating 4 to a local nursing home and will donate more as the need arises. Thanks to Barbara Burnaugh for taking these to the nursing home.

MICHELLE RODRIGUEZ

facebook



Visit us on Facebook and "Like" our page: www.facebook.com/qgogp

QGOGP.WORDPRESS.COM